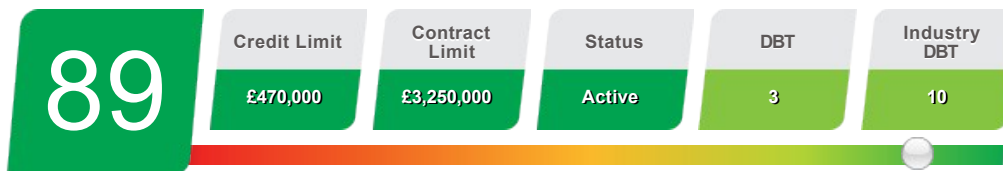


Company Name: **IMPERIAL CORPORATE EVENTS LTD**

Company No: **04403040**

Safe No: **UK04051525**

Company Status: **Active - Accounts Filed**



Registered Address: **BANK HOUSE MARKET SQUARE  
CONGLETON  
CHESHIRE  
CW12 1ET**

Your Name: **Robert Poutch**

Your User ID: **100828370**

Date / Time: **15:23 Thursday, 18 February 2016**

**Your Name:** Robert Poutch  
**Your User ID:** 100828370  
**Date / Time:** 15:23 Thursday, 18 February 2016

Limited Company  
 Report Summary

**Company Name:** IMPERIAL CORPORATE EVENTS LTD  
**Company Number:** 04403040  
**Safe Number:** UK04051525



## Company Summary

<b>Registered Address</b>	BANK HOUSE MARKET SQUARE CONGLETON CHESHIRE CW12 1ET	<b>Trading Address</b>	Bank House Market Square Congleton Cheshire CW12 1ET
<b>Website Address</b>	http://www.grant-thornton.co.uk		
<b>Telephone Number</b>	-	<b>Fax Number</b>	-
<b>TPS</b>	-	<b>FPS</b>	Yes
<b>Incorporation Date</b>	25/03/2002		
<b>Previous Name</b>	THE IMPERIAL EVENT COMPANY LIMITED	<b>Type</b>	Private limited with Share Capital
<b>FTSE Index</b>	-	<b>Date of Change</b>	07/02/2009
<b>Filing Date of Accounts</b>	12/11/2015	<b>Currency</b>	GBP
<b>Share Capital</b>	£80	<b>SIC07</b>	93199
<b>Charity Number</b>	-	<b>SIC07 Description</b>	OTHER SPORTS ACTIVITIES
			<b>Principal Activity</b>
	Sale of corporate hospitality packages.		

## Credit Rating & Limit

<b>Todays Rating [1-100]</b>	89
<b>Previous Rating [0-100]</b>	89
<b>Todays Limit</b>	£470,000
<b>Previous Limit</b>	£295,000
<b>Todays Contract Limit</b>	£3,250,000

Based upon the company's latest industry classification, today's rating of 89 places the company in the upper 25% of 10363 companies sampled from the same industry

### Rating - Key Financials Filed / Established

Rating	Description
● 71 - 100	Very Low Risk
● 51 - 70	Low Risk
● 30 - 50	Moderate Risk
● 21 - 29	High Risk
● 1 - 20	Very High Risk
Not Rated	Please see report for description

### Rating - Newly Incorporated

Rating	Description
● 51 - 100	Low Risk
● 30 - 50	Moderate Risk
● 1 - 29	Caution - High Risk
Not Rated	Please see report for description

## INTERNATIONAL SCORE

**International Score Description:**  
**Very Low Risk**  
 The Creditsafe International Score represents a

## SCORE DESCRIPTION

<b>A</b>	Very Low Risk
<b>B</b>	Low Risk
<b>C</b>	Moderate Risk

common risk scoring platform which enables companies to be compared on an international basis.

<b>D</b>	High Risk
<b>E</b>	Not Rated

## Key Financials

Year to Date	Turnover	Pre Tax Profit	Shareholder	Funds Employees
31/08/2015	£14,339,592	£2,541,033	£1,808,749	65
31/08/2014	£10,441,412	£1,266,907	£986,067	55
31/08/2013	£10,289,038	£1,738,257	£910,062	44

## Mortgage Summary

Total Mortgage	3
Outstanding	3
Satisfied	0

## Trade Debtors / Bad Debt Summary

Total Number of Documented Trade	1
Total Value of Documented Trade	£948

## Commentary

This company has been treated as a Medium company in respect of the rating/limit generated.

This company's ratio of total liabilities to total assets indicates the presence of moderate equity funding.

This company's return on total assets employed ratio indicates a highly efficient use of assets.

This company has only made late payments on a low percentage of invoices.

The company has more cash than short term bank borrowings.

This company trades in an industry with a lower level of corporate failures.

## CCJ

Total Number of Exact CCJs -	0	Total Value of Exact CCJs -	
Total Number of Possible CCJs -	0	Total Value of Possible CCJs -	
Total Number of Satisfied CCJs -	0	Total Value of Satisfied CCJs -	
Total Number of Writs -	-		

## Payment Information

### Company DBT



### Payment Trend



**STABLE**

### Customer Payment Experiences



#### Number of Experiences

-

Customer Payment Experiences are supplied by Creditsafe users based on their payment experience with their customers.

## Trade Payment Information

Average Invoice Value	216.13
Invoices available	40
Paid	40
Outstanding	0



■ Within Terms    ■ 0-30 Days    ■ 31-60 Days  
■ 61-90 Days    ■ 91+ Days

Trade Payment Data is information that we collect from selected third party partners who send us information about their whole sales ledger.

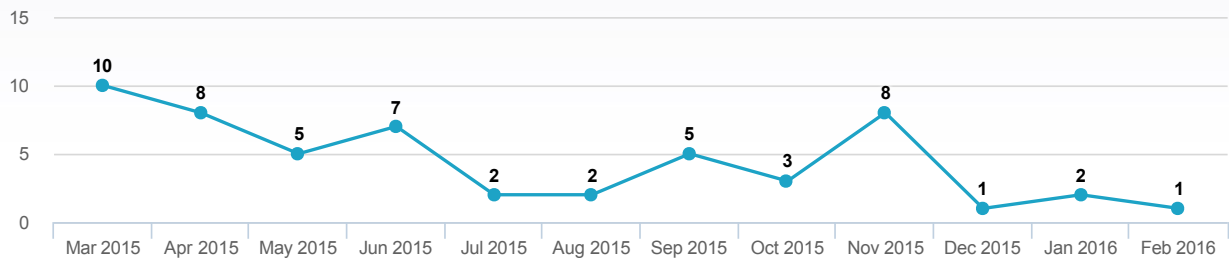
## Enquiries Trend

The last enquiry date was 02/02/2016

There have been 54 enquiries in the last 12 months.

There are an average of 5 reports taken each month.

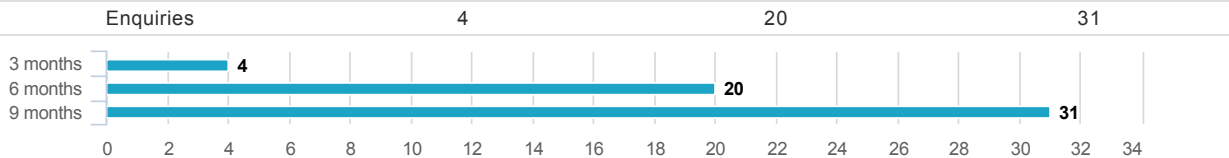
### Monthly Breakdown



### 3 MONTHS

### 6 MONTHS

### 9 MONTHS



Total Current Directors	4
Total Current Secretaries	1
Total Previous Directors / Company Secretaries	3

## Current Directors

Title	Mr	Function	Director
Name	Peter Leonard Frisby	Nationality	British

<b>Date of Birth</b>	04/1973	<b>Present Appointments</b>	1
<b>Latest Address</b>	2 St Luke's Close, Thurnby, Leicester, Leicestershire	<b>Appointment Date</b>	23/07/2002
<b>Post Code</b>	LE7 9RH		
<b>Title</b>	Ms	<b>Function</b>	Director
<b>Name</b>	<a href="#">Michelle Tracy Shore</a>	<b>Nationality</b>	British
<b>Date of Birth</b>	04/1966	<b>Present Appointments</b>	2
<b>Latest Address</b>	140 Humberstone Lane, Thurmaston, Leicestershire	<b>Appointment Date</b>	23/07/2002
<b>Post Code</b>	LE4 8HG		
<b>Title</b>	Mr	<b>Function</b>	Director
<b>Name</b>	<a href="#">Robert John Poutch</a>	<b>Nationality</b>	British
<b>Date of Birth</b>	09/1978	<b>Present Appointments</b>	8
<b>Latest Address</b>	21 The Paddock Queniborough Hall Drive, Queniborough, Leicester, Leicestershire	<b>Appointment Date</b>	23/07/2002
<b>Post Code</b>	LE7 3DZ		
<b>Title</b>	Mr	<b>Function</b>	Director
<b>Name</b>	<a href="#">Glenn Michel Foston</a>	<b>Nationality</b>	British
<b>Date of Birth</b>	03/1968	<b>Present Appointments</b>	1
<b>Latest Address</b>	12 Gaddesby Lane, Rearsby, Leicester, Leicestershire	<b>Appointment Date</b>	12/11/2008
<b>Post Code</b>	LE7 4YJ		






### Current Company Secretary











<b>Title</b>	Ms	<b>Function</b>	Company Secretary
<b>Name</b>	<a href="#">Michelle Tracy Shore</a>	<b>Nationality</b>	British
<b>Date of Birth</b>	04/1966	<b>Present Appointments</b>	2
<b>Latest Address</b>	140 Humberstone Lane, Thurmaston, Leicestershire	<b>Appointment Date</b>	23/07/2002
<b>Post Code</b>	LE4 8HG		

### Top Shareholders


















Name	Currency	Share Count	Share Type	Nominal Value	% of Total Share Count
MICHELLE TRACY SHORE	GBP	20	ORDINARY	1	25
PETER LEONARD FRISBY	GBP	20	ORDINARY	1	25
ROBERT JOHN POUTCH	GBP	20	ORDINARY	1	25
GLENN MICHEL FOSTON	GBP	20	ORDINARY	1	25

### Profit & Loss



Date Of Accounts	31/08/15	(%)	31/08/14	(%)	31/08/13	(%)	31/08/12	(%)	31/08/11
Weeks	52	(%)	52	(%)	52	(%)	52	(%)	52
Currency	GBP	(%)	GBP	(%)	GBP	(%)	GBP	(%)	GBP
Consolidated A/cs	N	(%)	N	(%)	N	(%)	N	(%)	N
 <b>Turnover</b>	<b>£14,339,592</b>	<b>37.3%</b>	<b>£10,441,412</b>	<b>1.5%</b>	<b>£10,289,038</b>	-	-	-	-
 <b>Export</b>	-	-	-	-	-	-	-	-	-
 <b>Cost of Sales</b>	£10,856,306	29.2%	£8,400,614	6.3%	£7,904,193	-	-	-	-
 <b>Gross Profit</b>	£3,483,286	70.7%	£2,040,798	-14.4%	£2,384,845	-	-	-	-
 <b>Wages &amp; Salaries</b>	£2,336,531	25%	£1,868,590	31.4%	£1,421,730	-	-	-	-




 Directors Emoluments	£244,333	26.7%	£192,867	15.6%	£166,887	-	-	-	-
 <b>Operating Profit</b>	<b>£2,535,305</b>	<b>101.5%</b>	<b>£1,258,292</b>	<b>-27.1%</b>	<b>£1,725,463</b>	-	-	-	-
 Depreciation	£10,129	-10.2%	£11,275	7.6%	£10,479	-7.5%	£11,324	-45.7%	£20,848
 Audit Fees	£10,000	-	£10,000	12.4%	£8,900	-	-	-	-
 Interest Payments	-	-	-	-	-	-	-	-	-
 <b>Pre Tax Profit</b>	<b>£2,541,033</b>	<b>100.6%</b>	<b>£1,266,907</b>	<b>-27.1%</b>	<b>£1,738,257</b>	-	-	-	-
 Taxation	-£531,566	-89.2%	-£280,940	33.6%	-£423,413	-	-	-	-
 Profit After Tax	£2,009,467	103.8%	£985,967	-25%	£1,314,844	-	-	-	-
 Dividends Payable	£1,186,785	30.4%	£909,962	-5.2%	£960,000	-	-	-	-
 <b>Retained Profit</b>	<b>£822,682</b>	<b>982.4%</b>	<b>£76,005</b>	<b>-78.6%</b>	<b>£354,844</b>	-	-	-	-

## Balance Sheet






Date Of Accounts	31/08/15	(%)	31/08/14	(%)	31/08/13	(%)	31/08/12	(%)	31/08/11
 Tangible Assets	£143,672	483.3%	£24,630	124.2%	£10,986	-44.9%	£19,921	-30.9%	£28,810
 Intangible Assets	0	-	0	-	0	-	0	-	0
 <b>Total Fixed Assets</b>	<b>£143,672</b>	<b>483.3%</b>	<b>£24,630</b>	<b>124.2%</b>	<b>£10,986</b>	<b>-44.9%</b>	<b>£19,921</b>	<b>-30.9%</b>	<b>£28,810</b>
 Stock	0	-	0	-	0	-	0	-	0
 Trade Debtors	£221,180	-70%	£738,259	129.1%	£322,205	-85.8%	£2,263,061	91.7%	£1,180,700
 Cash	£3,791,926	61.4%	£2,349,316	-16.3%	£2,807,409	201.4%	£931,344	-42.2%	£1,612,127
 Other Debtors	£3,211,042	18.5%	£2,708,829	73.6%	£1,560,782	-	0	-	0
 Miscellaneous Current Assets	0	-	0	-	0	-	0	-	0
 <b>Total Current Assets</b>	<b>£7,224,148</b>	<b>24.6%</b>	<b>£5,796,404</b>	<b>23.6%</b>	<b>£4,690,396</b>	<b>46.8%</b>	<b>£3,194,405</b>	<b>14.4%</b>	<b>£2,792,827</b>
 Trade Creditors	£231,543	-56.3%	£530,297	-20.9%	£670,803	-74.8%	£2,659,108	19.2%	£2,231,373
 Bank Loans & Overdrafts	0	-	0	-	0	-	0	-	0
 Other Short Term Finance	0	-	0	-100%	£52,165	-	0	-	0
 Miscellaneous Current Liabilities	£5,320,850	23.7%	£4,302,030	40.2%	£3,068,352	-	0	-	0
 <b>Total Current Liabilities</b>	<b>£5,552,393</b>	<b>14.9%</b>	<b>£4,832,327</b>	<b>27.5%</b>	<b>£3,791,320</b>	<b>42.6%</b>	<b>£2,659,108</b>	<b>19.2%</b>	<b>£2,231,373</b>
 Bank Loans & Overdrafts and LTL	£6,678	153%	£2,640	-	0	-	0	-100%	£1,100
 Other Long Term Finance	0	-	0	-	0	-	0	-	0
 <b>Total Long Term Liabilities</b>	<b>£6,678</b>	<b>153%</b>	<b>£2,640</b>	<b>-</b>	<b>0</b>	<b>-</b>	<b>0</b>	<b>-100%</b>	<b>£1,100</b>

## Capital & Reserves





Date Of Accounts	31/08/15	(%)	31/08/14	(%)	31/08/13	(%)	31/08/12	(%)	31/08/11
 Called Up Share Capital	£80	-	£80	-	£80	-	£80	-	£80
 P & L Account Reserve	£1,808,649	83.4%	£985,967	8.4%	£909,962	63.9%	£555,118	-5.8%	£589,064

 Revaluation Reserve	-	-	-	-	-	-	-	-	-
 Sundry Reserves	£20	-	£20	-	£20	-	£20	-	£20
 Shareholder Funds	£1,808,749	83.4%	£986,067	8.4%	£910,062	63.9%	£555,218	-5.8%	£589,164



### Other Financial Items

Date Of Accounts	31/08/15	(%)	31/08/14	(%)	31/08/13	(%)	31/08/12	(%)	31/08/11
 Net Worth	£1,808,749	83.4%	£986,067	8.4%	£910,062	63.9%	£555,218	-5.8%	£589,164
 Working Capital	£1,671,755	73.4%	£964,077	7.2%	£899,076	68%	£535,297	-4.7%	£561,454
 Total Assets	£7,367,820	26.6%	£5,821,034	23.8%	£4,701,382	46.3%	£3,214,326	13.9%	£2,821,637
 Total Liabilities	£5,559,071	15%	£4,834,967	27.5%	£3,791,320	42.6%	£2,659,108	19.1%	£2,232,473
 Net Assets	£1,808,749	83.4%	£986,067	8.4%	£910,062	63.9%	£555,218	-5.8%	£589,164

### Cash Flow








Date Of Accounts	31/08/15	(%)	31/08/14	(%)	31/08/13	(%)	31/08/12	(%)	31/08/11
 Net Cashflow from Operations	£3,206,564	156.7%	£1,249,281	-56%	£2,839,552	-	-	-	-
 Net Cashflow before Financing	£1,618,036	999.9%	-£100,591	-106.2%	£1,634,662	-	-	-	-
 Net Cashflow from Financing	-£175,426	50.9%	-£357,502	-248.1%	£241,403	-	-	-	-
 Increase in Cash	£1,442,610	414.9%	-£458,093	-124.4%	£1,876,065	-	-	-	-

### Miscellaneous

Date Of Accounts	31/08/15	(%)	31/08/14	(%)	31/08/13	(%)	31/08/12	(%)	31/08/11
Contingent Liability	NO	-	NO	-	NO	-	NO	-	NO
 Capital Employed	£1,815,427	83.6%	£988,707	8.6%	£910,062	63.9%	£555,218	-5.9%	£590,264
 Number of Employees	65	18.2%	55	25%	44	-	-	-	-
Accountants									
Auditors	HAMMOND MCNULTY LLP								
Auditor Comments	The audit report contains no adverse comments								
Bankers									
Bank Branch Code									

### Ratios

Date Of Accounts	31/08/15	31/08/14	31/08/13	31/08/12	31/08/11
 Pre-tax profit margin %	17.72	12.13	16.89	-	-
 Current ratio	1.30	1.20	1.24	1.20	1.25
 Sales/Net Working Capital	8.58	10.83	11.44	-	-
 Gearing %	0.40	0.30	0	0	0.20
 Equity in %	24.50	16.90	19.40	17.30	20.90
 Creditor Days	5.87	18.48	23.73	-	-
 Debtor Days	5.61	25.73	11.39	-	-

 Liquidity/Acid Test	1.30	1.19	1.23	1.20	1.25
 Return On Capital Employed %	139.96	128.13	191	-	-
 Return On Total Assets Employed %	34.48	21.76	36.97	-	-
 Current Debt Ratio	3.06	4.90	4.16	4.78	3.78
 Total Debt Ratio	3.07	4.90	4.16	4.78	3.78
 Stock Turnover Ratio %	-	-	-	-	-
 Return on Net Assets Employed %	140.48	128.48	191	-	-

## Report Notes

There are no notes to display.

## Status History

No Status History found

## Event History

Date	Description
24/11/2015	New Accounts Filed
24/11/2015	New Accounts Filed
07/04/2015	Annual Returns
04/12/2014	New Accounts Filed
04/12/2014	New Accounts Filed
07/07/2014	Change in Reg.Office
07/07/2014	Change of Company Postcode
15/04/2014	Annual Returns
14/03/2014	New Accounts Filed
18/05/2013	New Accounts Filed
03/04/2013	Annual Returns
05/05/2012	New Accounts Filed
21/04/2012	Annual Returns
18/05/2011	Annual Returns
03/05/2011	New Accounts Filed

## Rating History [Show graph](#)

Date	Rating	Description
24/11/2015	89	Very Low Risk
03/04/2015	89	Very Low Risk
26/03/2015	79	Very Low Risk
24/02/2015	87	Very Low Risk
02/02/2015	79	Very Low Risk
12/01/2015	87	Very Low Risk
05/01/2015	79	Very Low Risk
04/12/2014	87	Very Low Risk
01/10/2014	70	Low Risk
17/09/2014	22	High Risk

## Limit History [Show graph](#)

Date	Limit
24/11/2015	£470,000
03/04/2015	£295,000
26/03/2015	£260,000



24/02/2015	£285,000
02/02/2015	£260,000
12/01/2015	£285,000
05/01/2015	£260,000
04/12/2014	£285,000
01/10/2014	£79,000
17/09/2014	£0

### Previous Company Names

Date	Previous Name
07/02/2009	THE IMPERIAL EVENT COMPANY LIMITED
02/08/2002	BLENHEIM CHAMBERS (164) LIMITED

### Writ Details

No writs found

#### Statistics

Group	-
Linkages	<a href="#">0 companies</a>
Countries	<a href="#">In 0 countries</a>

#### Summary

Holding Company	-
Ownership Status	
Ultimate Holding Company	-

### Group Structure

Full

No Group Structure



Creditsafe UK  
 Bryn House,  
 Caerphilly Business Park,  
 Van Rd,  
 Caerphilly,  
 CF83 3GG



[www.creditsafeuk.com](http://www.creditsafeuk.com)



[twitter.com/creditsafeuk](https://twitter.com/creditsafeuk)



[facebook.com/creditsafeuk](https://facebook.com/creditsafeuk)



[linkedin.com/company/creditsafe](https://linkedin.com/company/creditsafe)

Registered in Wales. Company number: 03836192